

Overview Markets

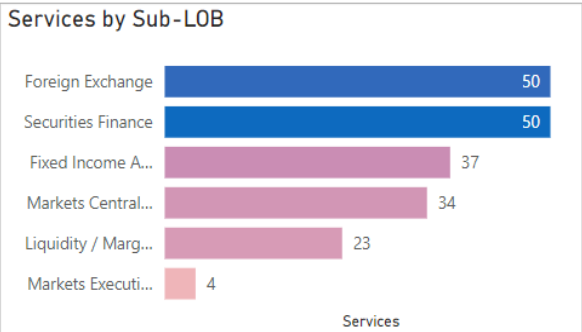
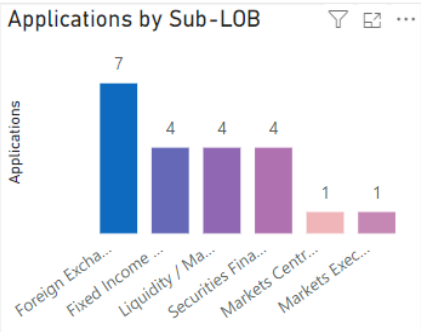
LOB
 Markets

Sub-LOB
 All

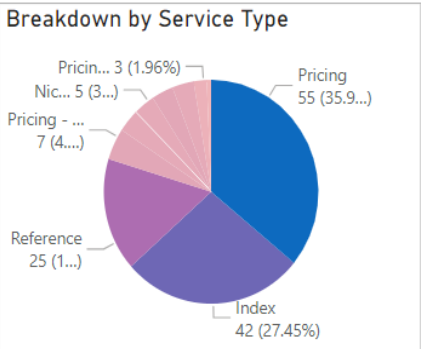
Category
 All

Vendor
 All

Service Na...
 All

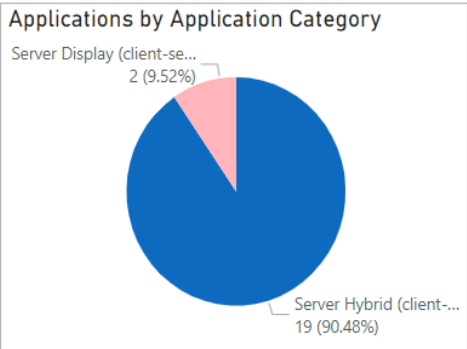


of Sub-LOBs: 6
 # of Vendors: 33
 # of Services: 128
 # of Applications: 27
 Business Owners Identified: 22



Applications Compliance and Risk

Applications	
Compliant	17
High Risk	3
Medium Risk	12
Low Risk	2
Not Compliant	3
High Risk	2
Medium Risk	1
(blank)	1
Total	21



Reference Data Markets

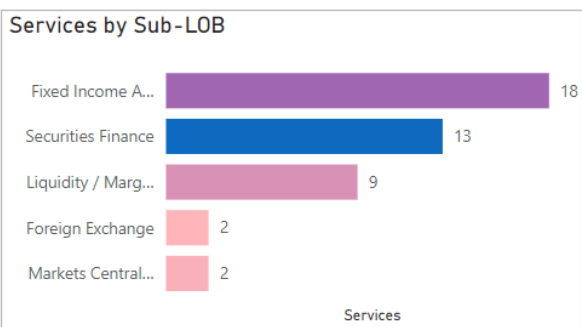
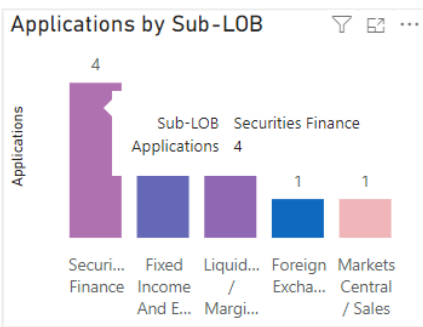
LOB
Markets

Sub-LOB
All

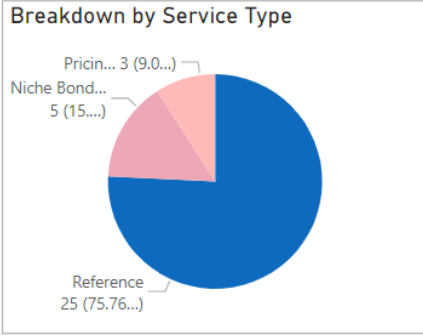
Category
All

Vendor
All

Service Na...
All

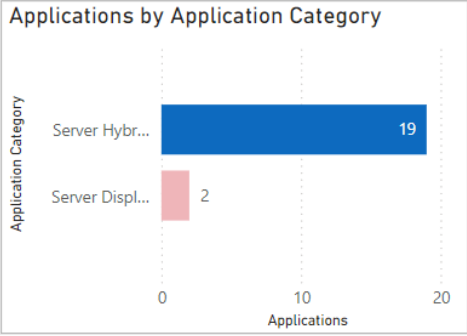


of Vendors: 15
of Services: 28



Applications Compliance and Risk

Applications	
Compliant	10
High Risk	2
Medium Risk	8
Not Compliant	1
Medium Risk	1
(blank)	1
	1
Total	12



Overview

Reference Data

Pricing / Evaluated Pricing

Ratings / ESG / Indices

Pricing Markets

🔍 🗺️ ...

LOB

Markets

Sub-LOB

All

Category

All

Vendor

All

Service Na...

All

Applications by Sub-LOB

Sub-LOB	Applications
Foreign Exch...	7
Securities Fin...	4
Fixed Income...	3
Liquidity / M...	3
Markets Cent...	1
Markets Exec...	1

Services by Sub-LOB

Sub-LOB	Services
Foreign Exchange	28
Markets Central...	24
Securities Finance	21
Fixed Income A...	15
Liquidity / Marg...	12
Markets Executi...	4

Breakdown by Service Type

Service Type	Count	Percentage
Pricing	55	84.6%
Pricing - Evaluat...	7	10.7%

Applications Compliance and Risk

Applications	
Compliant	16
High Risk	3
Medium Risk	11
Low Risk	2
Not Compliant	2
High Risk	1
Medium Risk	1
(blank)	1
High Risk	1
Total	19

Applications by Application Category

Application Category	Count	Percentage
Server Hybrid (client-...)	17	89.47%
Server Display (client-se...)	2	10.53%

of Vendor: [14](#)

of Services: [53](#)

Ratings / ESG / Index Markets

LOB

Markets

Sub-LOB

All

Category

All

Vendor

All

Service Na...

All

Applications by Sub-LOB

Sub-LOB	Applications
Securities Finance	4
Liquidity / Margin Services	2
Foreign Exchange	1
Markets Central / Sales	1

Services by Sub-LOB

Sub-LOB	Services
Foreign Exchange	20
Securities Finance	16
Markets Central...	8
Liquidity / Marg...	2

of Vendors: 16

of Services: 37

Breakdown by Service Type

Service Type	Count	Percentage
Index	42	87.5%
Ratings	5	10.42%

Applications Compliance and Risk

Applications	
<input checked="" type="checkbox"/> Compliant	7
High Risk	1
Medium Risk	6
<input checked="" type="checkbox"/> Not Compliant	1
Medium Risk	1
Total	8

Applications by Application Category

Application Category	Count	Percentage
Server Hybrid (client-serve...)	8	100%